

# Sturdy 2x4 Bench

Difficulty  
Moderate

A darling bench perfect for a garden, fire pit, or sitting on a patio or porch. This bench is made from 2x4 framing studs, and is very sturdy. It is fit for 2 or 3 people.





# Tools

## Kreg Tools



## Other Tools

Miter Saw

Tape Measure

Drill (cordless)

Impact Driver

Sander

# Materials

## Wood Products

**16** Board , 2x4 , 96"

**1** Board , 4x4 , 96"

## Hardware & Supplies

**25** 2 1/2" Pocket Hole Screws

**25** 2 1/2" Self Tapping Deck Screws

**6** 5/16" X 4" Lag Screws

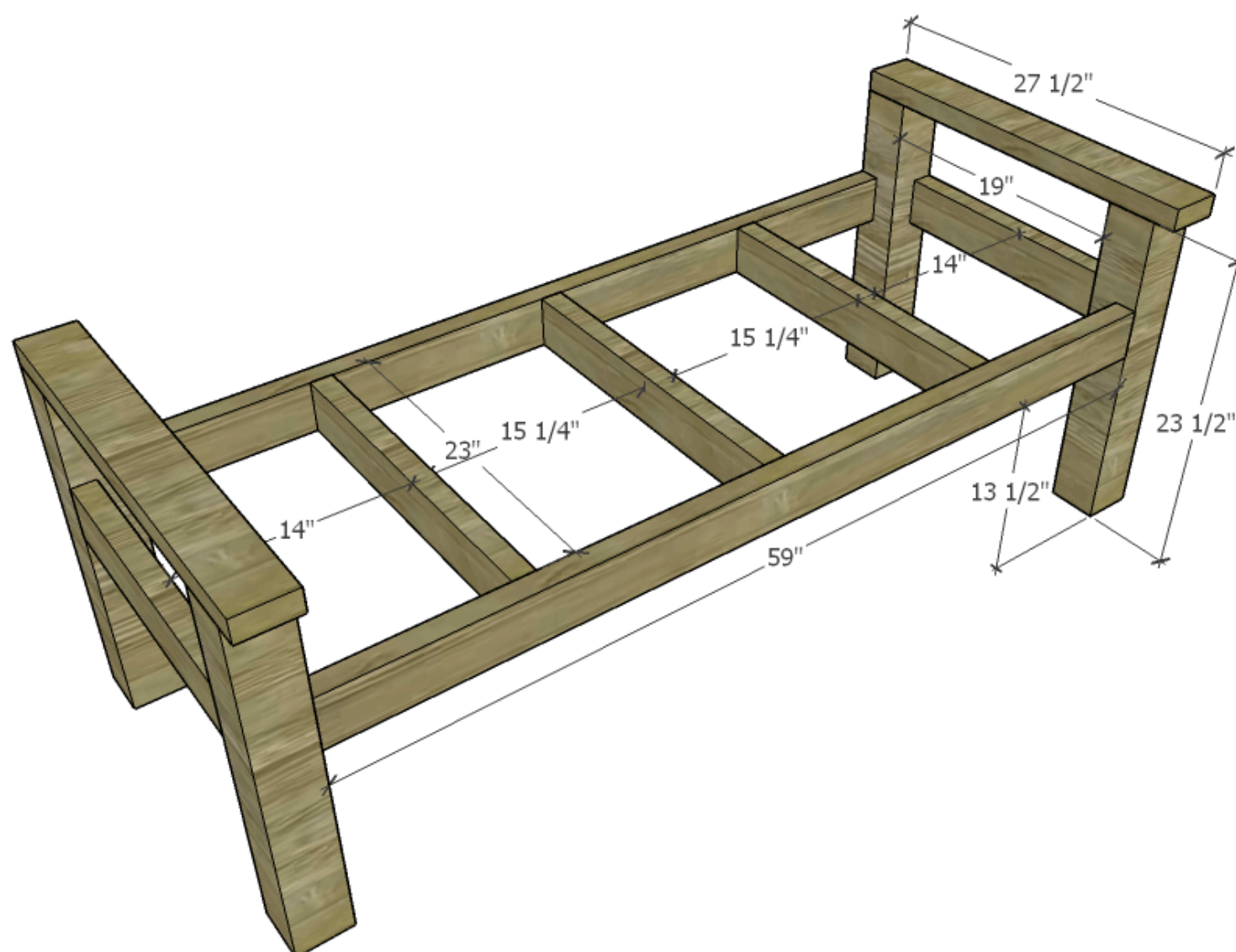
# Cut List & Parts

- 2 Backrest Supports , 16"x2"x4" (One Side Cut At 15 Degrees- Measure On Long Side Of Angle)
- 2 Backrest Frame , 19"x2"x4" (One Side Cut At 15 Degrees- Measure On Long Side Of Angle)
- 2 Backrest Frame , 56"x2"x4"
- 6 Seat Planks & Seat Frame , 59"x2"x4"
- 8 Seat Planks , 66"x2"x4"
- 2 Arm Rests , 27 1/2"x2"x4"
- 2 Seat Frame , 19"x2"x4"
- 3 Seat Frame , 23"x2"x4"
- 4 Corner Posts , 23 1/2"x4"x4"

# Directions

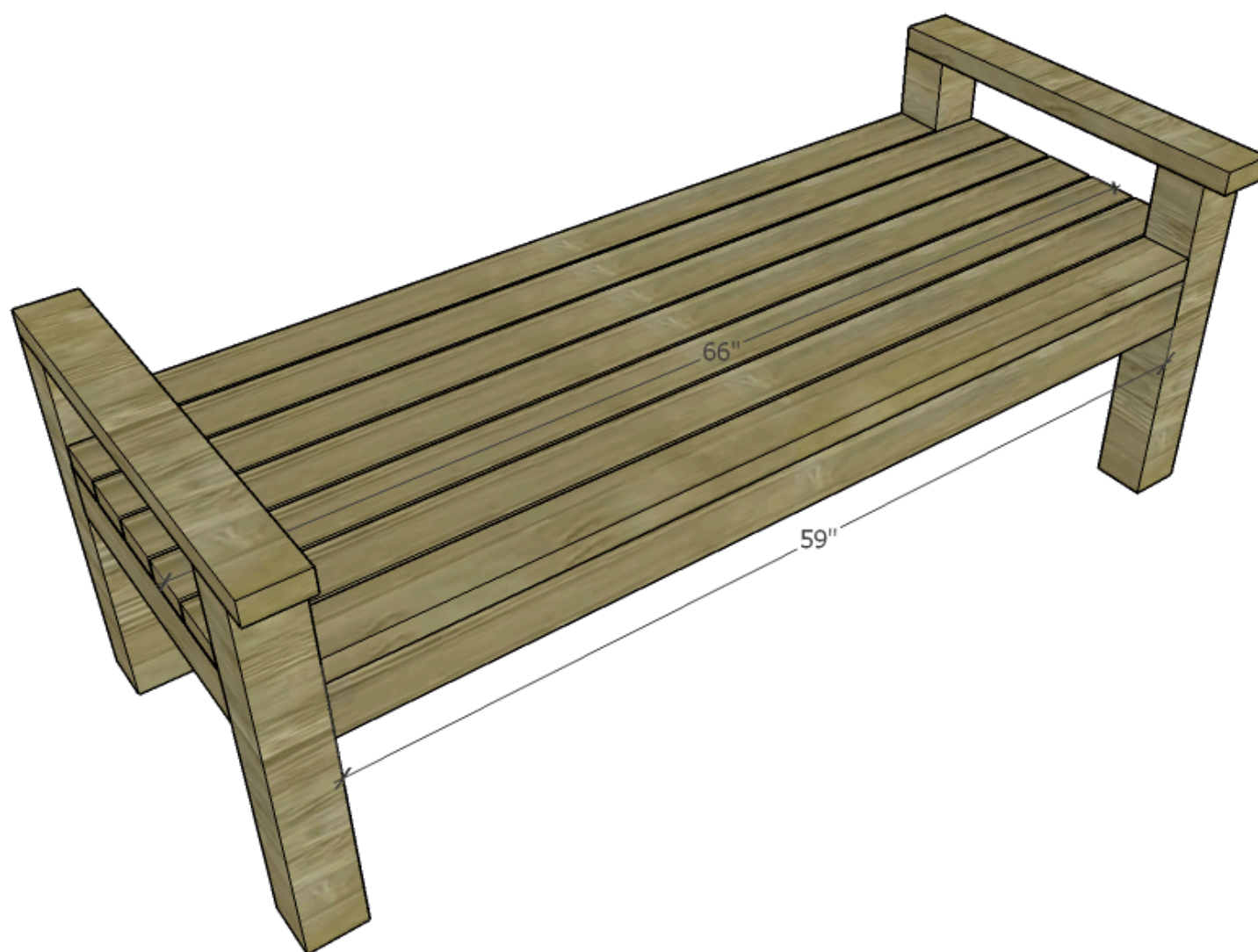
**1****Build Bench Seat Frame**

Drill 1 1/2" pocket holes and attach 2x4's to 4x4 posts using 2 1/2" pocket hole screws.



**2****Add Planks to the Seat**

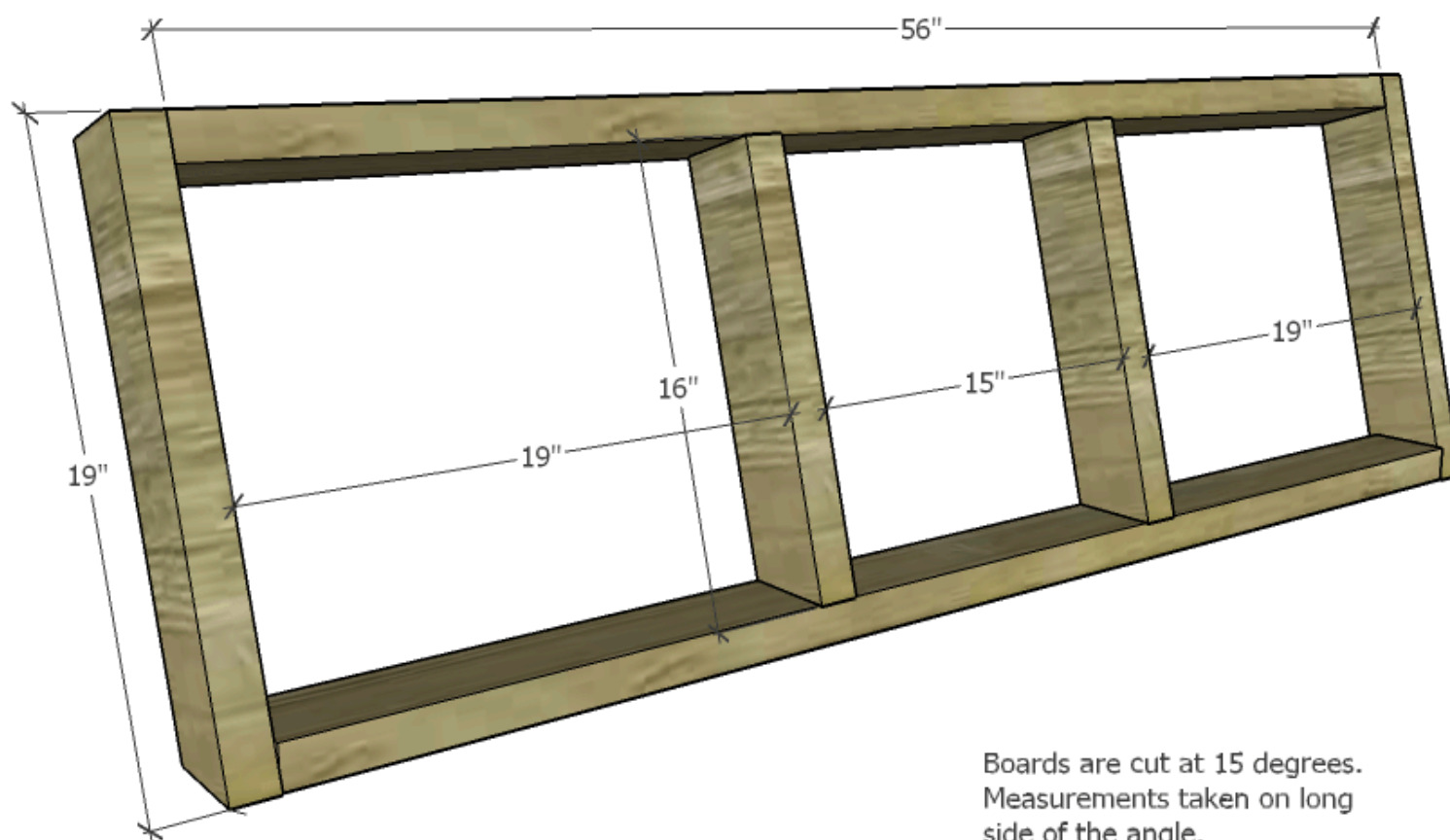
Using deck screws, attach the seat planks to the frame. Start with the front and back planks (59"), then work inward (66"), leaving 1/4" space between each board.



### 3

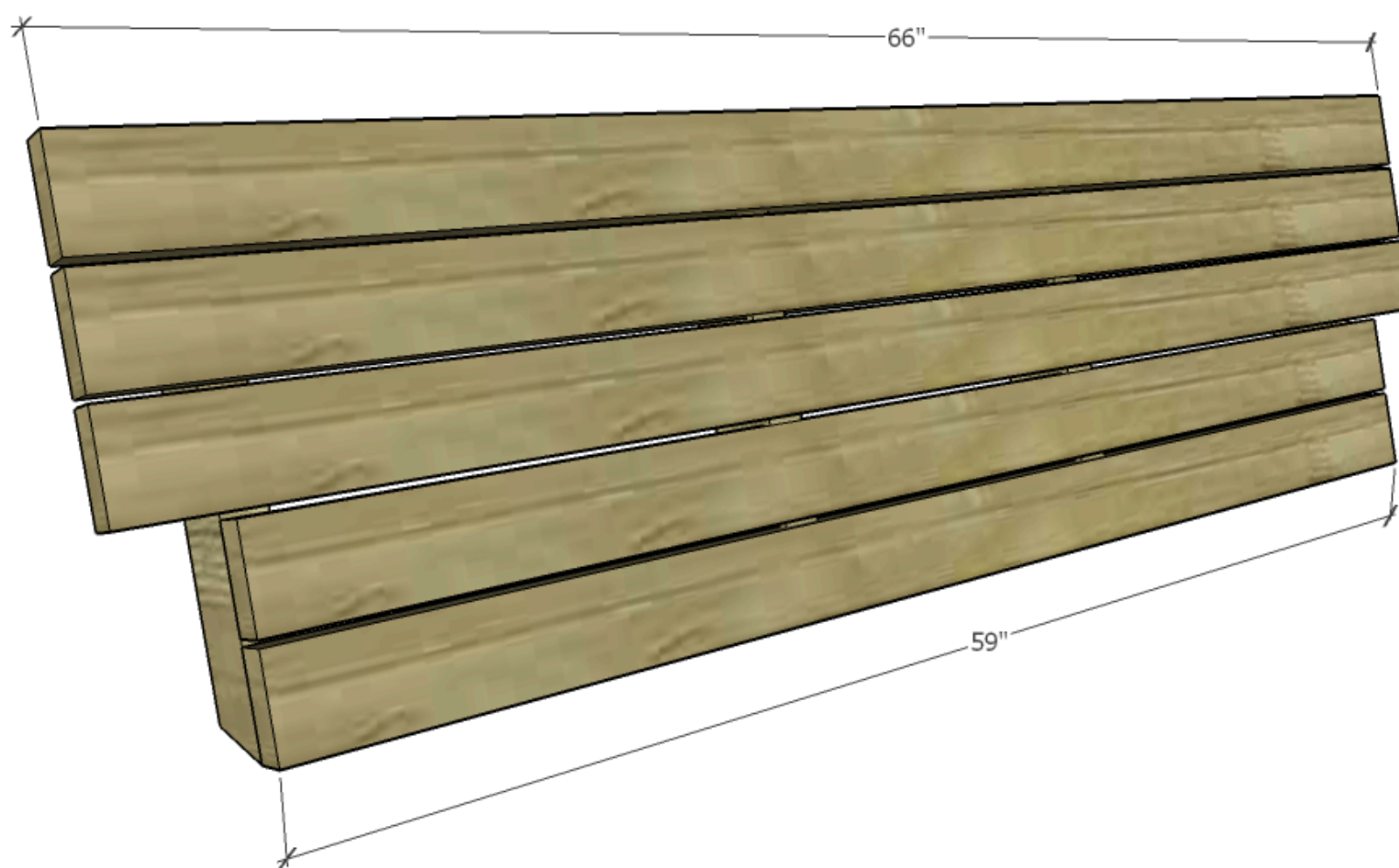
#### Build Bench Back Frame

Cut your 2x4's (19" & 16") at 15 degrees (measuring on the long side of the angle). Drill 1 1/2" pocket holes and attach with 2 1/2" pocket hole screws to build a frame for the back rest.



**4****Add Planks to the Backrest**

Using deck screws, attach the backrest planks to the frame. Start with the bottom and top planks (59" and 66"), then work inward, leaving 1/4" space between each board.





**5****Attach Backrest to the Seat**

Using lag bolts, attach the backrest to the bench seat. Screw the bottom 2x4 of the frame to the bench seat.

**6****Finish Bench**

Fill holes, sand, and paint or stain the bench. Finishing off with polyurethane.





**7****Secure Backrest**

Using 4 inch lag screws, attach the backrest to the bench seat. Lag screws should be spaced about 10 inches apart. Screw the bottom 2x4 of the frame to the bench seat.



**8****Build Seat Frame**

Build the seat frame using pocket hole screws.

