

Shallow Wall Shelf

Difficulty

Easy

Give all those things piled on your floor a home with this beginner-friendly, functional DIY shelf. Customize it to make it work for you by adding hooks, racks, or more shelves.

As shown - makes a great home gym command center!



Tools

Kreg Tools



[Kreg® Pocket-Hole Jig 720PRO](#)



[Zinc Pocket-Hole Screws](#)



[Zinc Pocket-Hole Screws](#)



[Solid-Wood Pocket-Hole Plugs Plugs--Paint Grade](#)

Other Tools

Cordless Impact Driver

Mitre Saw

Small Level

Materials

Wood Products

2 Primed MDF Boards , 1 X 4

2 Pine Or MDF Boards , 1 X 10

Hardware & Supplies

1 Box Of 1" Wood Screws (See Tools List)

1 Box Of 1.5" Wood Screws (See Tools List)

1 Box Of Kreg Paint Grade Wooden Plugs (See Tools List)

1 Paint Of Choice

1 Small Paint Roller

1 Utility Hooks

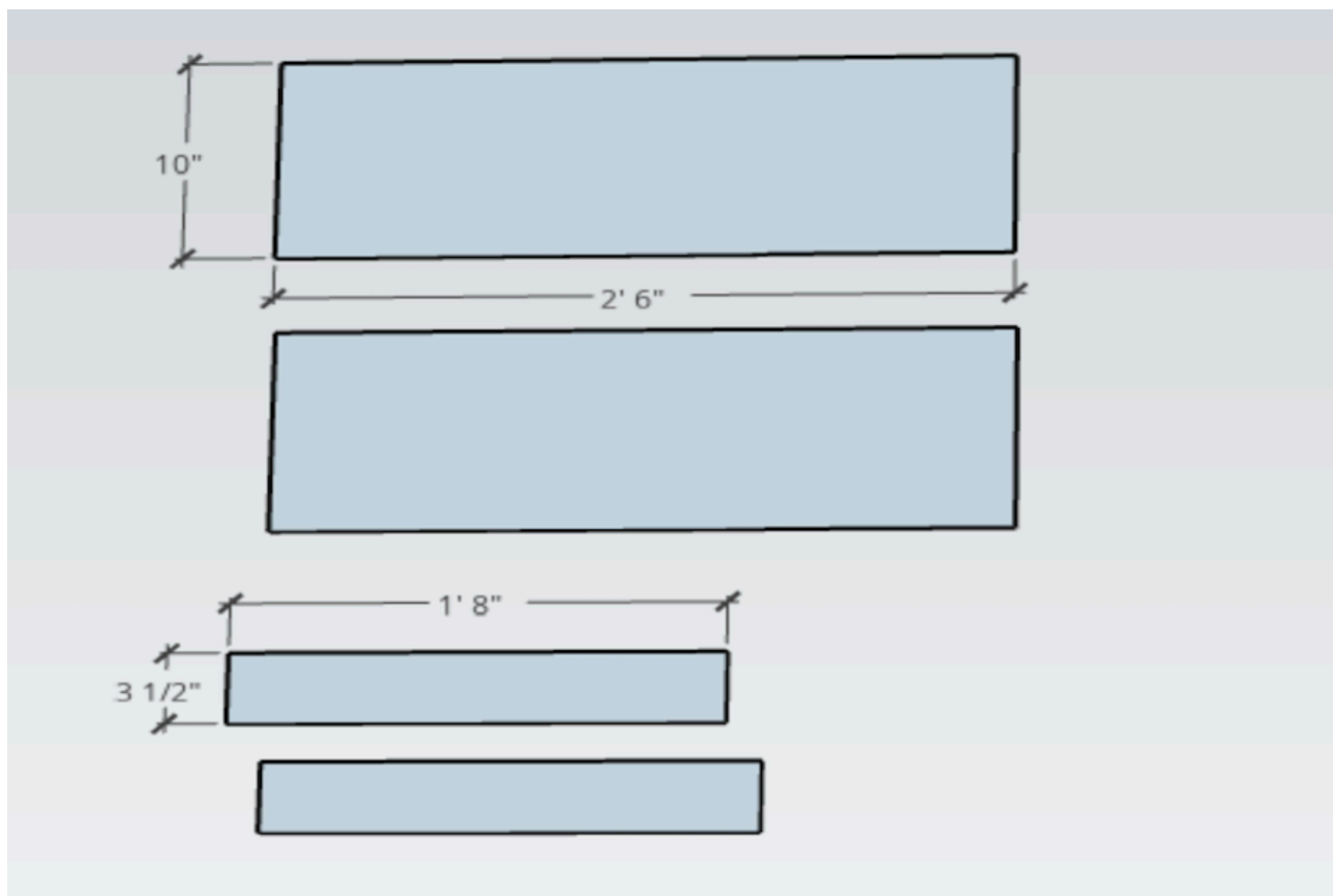
Cut List & Parts

- 2 Back Pieces , 1" X 10" X 30"
- 2 Shelves , 1" X 4" X 20"

Directions

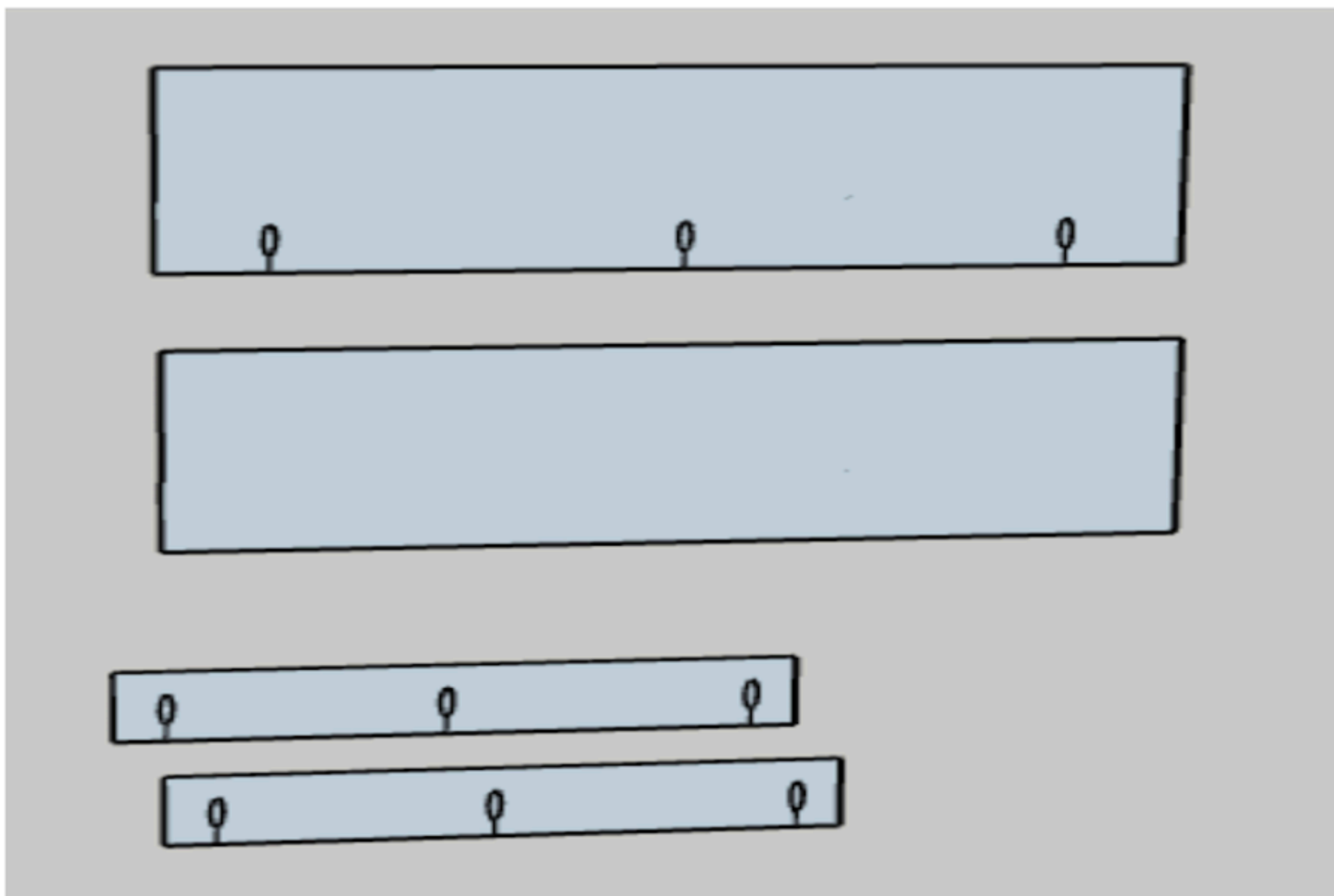
1**Prep all of the cuts**

To begin, I measured the size I wanted for the back of the shelf. For this project, I chose to make it 30" long and attach two 1x10 pieces together to make it 20" wide. The smaller shelves were then also cut to size (20") to be attached to that backing board.



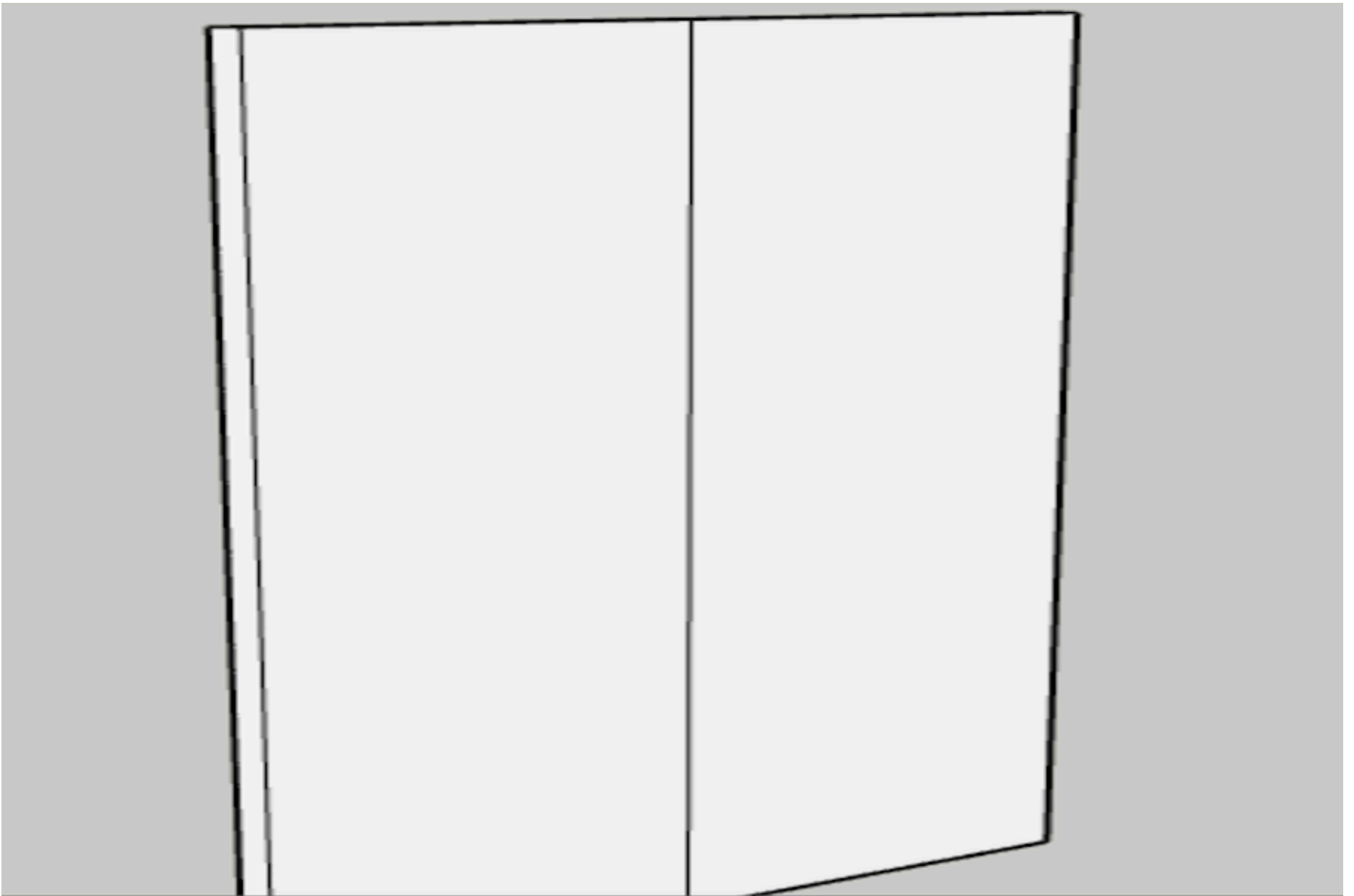
2**Drill pocket holes**

Three pocket holes are needed on one of the 1x10 pieces and on the bottom of both 1x4 pieces. Depending on the length of your wood, drill more holes if necessary.



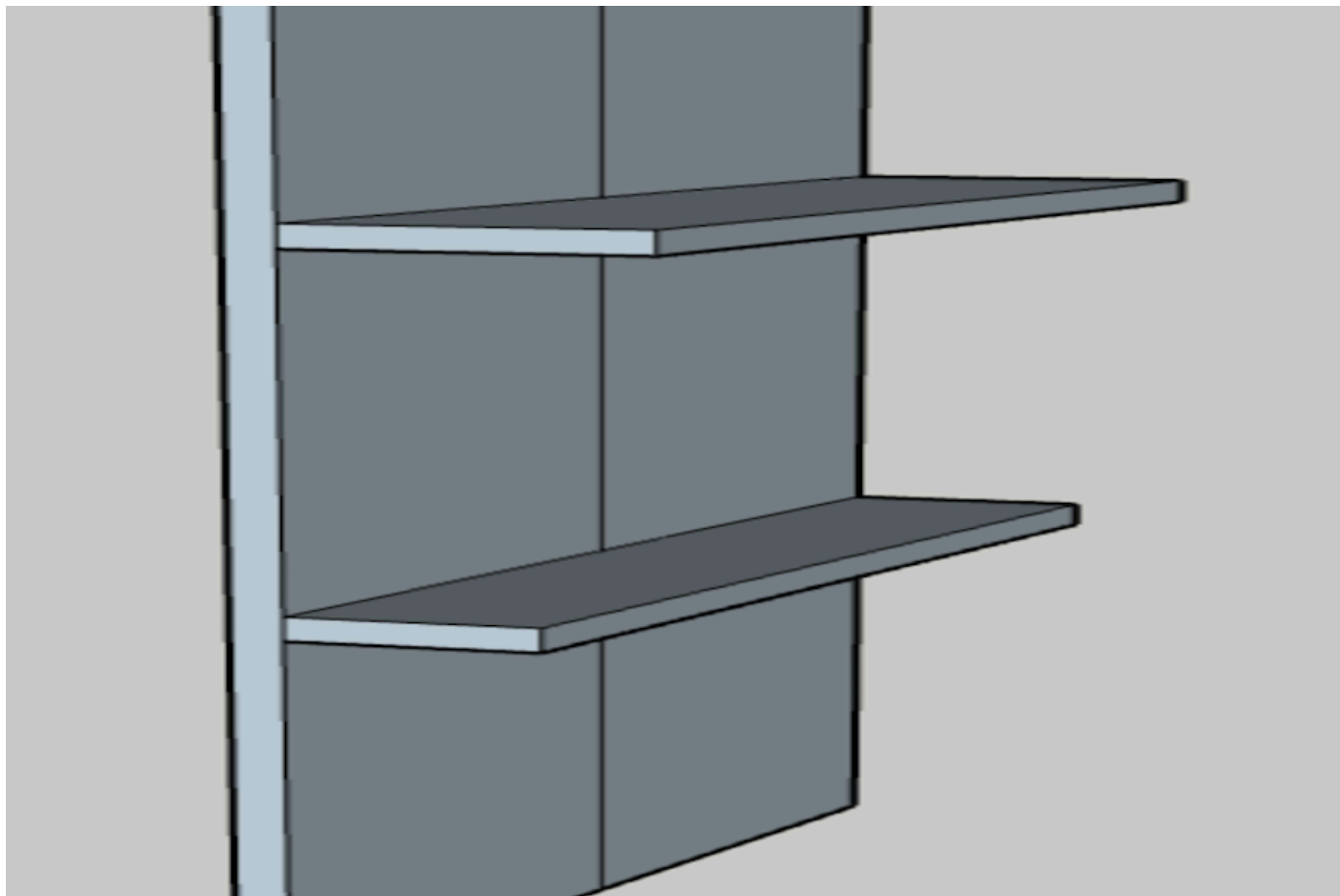
3**Attach back pieces**

Using 1.5" Kreg wood screws, attach the two 1x10 pieces together.



4**Add shelves**

Using 1" Kreg wood screws, attach 1x4 pieces to the larger back piece. I allowed 11" on the bottom and middle, leaving a smaller piece on top.



5**Add hooks**

Finally, add in any hooks you want for hanging bike shoes, towels, resistance bands, etc.



6**Organize your things!**

Now's the time to hang up those shoes, roll up the towels, and even add in a small plant for good measure. It's great to have something that looks great and also functions so well for this space. The shelf being so shallow means we don't have to worry about bumping into it, and it's been so nice keeping these things off of the floor!

